

# ***Four-Post Lift Family***

***High-capacity open- and closed-front alignment lifts***

**AVAILABLE IN  
HARSH-DUTY!**



*Shown with optional swing air jacks and AlignLights.*



# Four-Post Lifts

Available in long or short, open or closed configurations.

**EXCLUSIVE**


## Louvered Ramps



- ✓ Prevent wheel spin
- ✓ More effective than diamond tread or abrasive strips

**STANDARD**

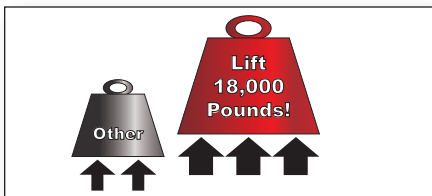
## Flush Slipplates



- ✓ Wheelbases up to 4013 mm (158 in.)
- ✓ Tethered pins secure plates on basic models

**EXCLUSIVE**

## High-Capacity



- ✓ Lifts 8164 kg (18,000 lbs.)
- ✓ Best in class!

**NEW EXCLUSIVE**

## Extra-Wide Runways



- ✓ Accommodate vehicles up to 2336 mm (92 in.) wide

**OPTIONAL**

## Swing Air Jacks



- ✓ Raise vehicles off runways
- ✓ 4083 kg (9,000-lb.) capacity

**EXCLUSIVE**

## Two Movable Work Steps



- ✓ 12 secure positions
- ✓ Lightweight design

**NEW** OPTIONAL


## Open-Front Workspace Available



- ✓ Easy access to adjustment points and jacks
- ✓ Available on long- and standard-length runway racks

**EXCLUSIVE**

## Louvered Locks



- ✓ 16 lock heights ensure runways are level
- ✓ Long-life galvanized cables

**EXCLUSIVE**

## Control Unit



- ✓ Easy-to-use console
- ✓ Powerful 3-hp motor

*Model L451-IS shown with optional AlignLights system, swing air jacks, and front turn plates.*

**OPTIONAL**

## Integrated Air Line Kit



- ✓ Convenient power for air tools at front and rear

**STANDARD**

## Pins and Pulleys



- ✓ Large-diameter iron pulleys with teflon bearings ensure long-life
- ✓ Chrome-plated pins

**EXCLUSIVE**

## Umbilical Covering



- ✓ Strong and flexible
- ✓ Protects air and hydraulic lines from damage

# PowerSlide® edition saves time and hassle!



OPTIONAL

## PowerSlide® Locking System



### PowerSlide® Control

Push-button locks or unlocks the slippates and turnplates.



### Optional PowerSlide® Slippates

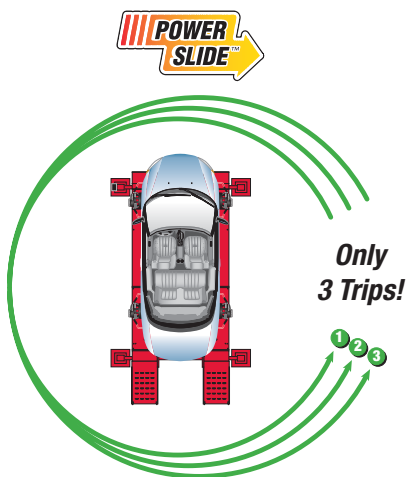
Secure slippates with a single button. The technician no longer has to struggle to remove and replace slippate pins for every alignment.



PATENTED

### Optional PowerSlide® Turnplates

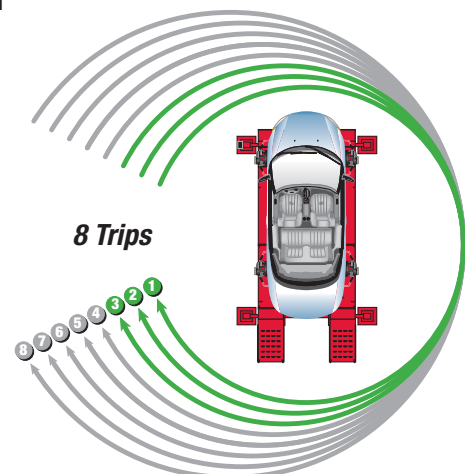
Save time by eliminating struggle with turnplate pins.



### Minimize trips around the car

- 1 Mount targets
- 2 Make adjustments
- 3 Remove targets
- 4 Jack vehicle and compensate sensors
- 5 Lower leveling legs (if equipped)
- 6 Remove slippate and turnplate pins
- 7 Replace slippate and turnplate pins
- 8 Raise leveling legs (if equipped)

### Yesterday's Technology



Models L451-PS, L454-PS

# FIA/Inflation Station edition maximizes productivity!



PATENTED

## Fully Integrated Alignment with Inflation Station and PowerSlide




Models L451-PS, L454-PS



### FIA console

Controls PowerSlide and Inflation Station features.



### Automatic locking

Turnplates and slipplates lock and unlock at the right time. Locks automatically during lift descent.



FIA allows WinAlign® aligners to control lift features for ultimate productivity.\*




### Integrated inflation reels

Automatically fills or bleeds each tire.



### Record tire pressure

Printouts record starting and final pressure.



Models L451-IS, L454-IS

\* Alignment console sold separately.

**OPTIONAL**

## Swing Air Jacks

Hunter Swing Air Jacks add capabilities for lifting vehicles off the runways during alignment procedures and other multi-service operations.

- ✓ 4,082 kg (9,000 lbs.) capacity
- ✓ Combines low drive-on height with high lifting capacity needed to handle a wide range of vehicles

**133-84-1 – 4,082 kg Capacity Swing Air Jack**



**EXCLUSIVE**    **OPTIONAL**

## AlignLights system

Hunter's AlignLights lighting system provides an efficient light source underneath the vehicle.

- ✓ Powered by the main lift power source and requires no additional or exposed electrical cords.
- ✓ Automatically turns off when the lift is lowered to the floor and turns on when the lift is raised.
- ✓ AlignLights is an ALI listed accessory.

**20-2993-1 – AlignLights system for four-post lifts**



**OPTIONAL**

## Turnplates

**20-2076-1 PowerSlide turnplates with automatic bridges**

Two stainless steel turnplates for camera-sensor systems.

**20-2075-1 PowerSlide turnplates without automatic bridges**

Two stainless steel turnplates for conventional-sensor systems.

**20-2532-1 Stainless steel turnplate kit**

Two stainless steel Delrin-ball turnplates and bolt-on guide strips.

**20-2533-1 Low-friction stainless steel turnplate kit**

Two stainless steel Torlon ball turnplates and bolt-on guide strips.

**20-2531-1 Powder-coated turnplate kit**

Two powder-coated, Delrin-ball turnplates and bolt-on guide strips.



**Integrated bridge lowers and raises as plates are locked, making rolling compensation a snap. Air-operated control system ties directly into PowerSlide® lifts (20-2076-1 shown).**

# Standard-length lifts

	L451-IS	L454-IS	L451-PS	L454-PS
Open-front accessibility	✓		✓	
Fully Integrated Alignment	✓	✓		
Inflation Station	✓	✓		
PowerSlide® slipplates	✓	✓	✓	✓

## Specifications

<b>Max. vehicle weight</b>	8164 kg (18,000 lbs.)
<b>Max. wheelbase</b>	
General service	4902 mm (193 in.)
Two-wheel alignment*	4496 mm (177 in.)
Four-wheel alignment	4013 mm (158 in.)
<b>Min. four-wheel alignment</b>	2235 mm (88 in.)
<b>Max. lifting height</b>	1905 mm (75 in.)
<b>Alignment height</b>	Any of 16 lock positions
<b>Minimum height</b>	222 mm (8.75 in.)
<b>Overall height</b>	2489 mm (98 in.)
<b>Tread width</b>	
Min. inside	1016 mm (40 in.)
Max. outside	2337 mm (92 in.)
<b>Air</b>	6.2-10.3 bar (90-150 psi)**
* Long wheelbase vehicles may require jacking compensation	
** 8.6 bar (125 psi) required for full jack capacity	

Add one of the following suffixes to the desired model number listed above (ex. L451-435E):

Suffix	Power Configuration
-215E	208/230V, 1PH, 50Hz
-216E	208/230V, 1PH, 60Hz
-435E	208/230/400/460V, 3PH, 50Hz

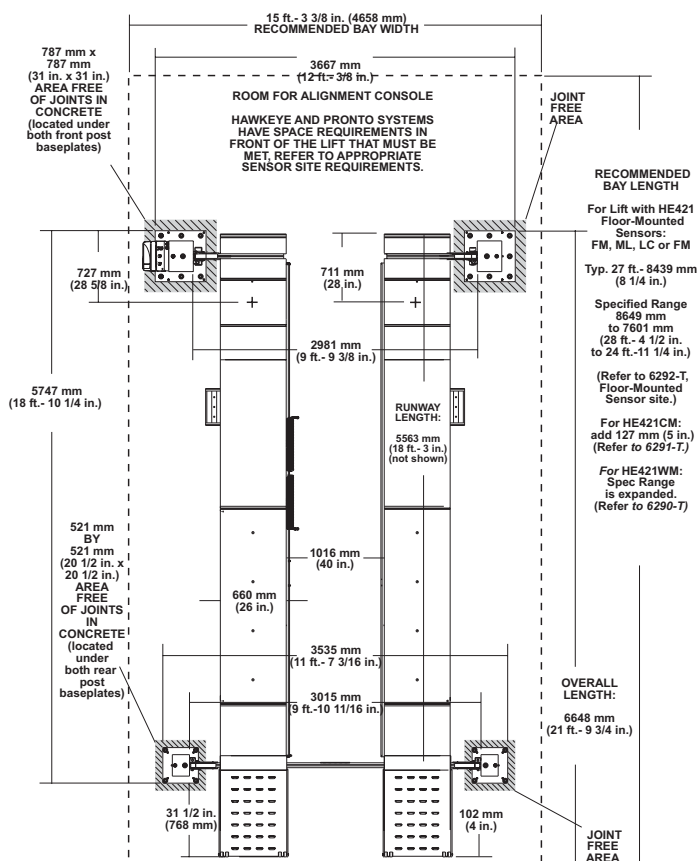
## Standard equipment

- ✓ Flush-mounted, full-floating slipplates (PowerSlide® slipplates on PS and IS models)
- ✓ Louvered ramps with built-in wheel stops
- ✓ Front wheel stops
- ✓ Two wheel chocks
- ✓ Two movable work steps
- ✓ Built-in, full-length jack rails
- ✓ Built-in air line kit

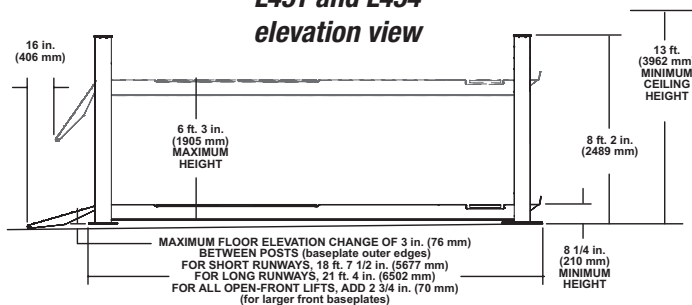
## Optional equipment

- ✓ **20-3145-1** – 444 mm (17.5 in.) Ramp Extension Kit (for low-clearance vehicles)
- ✓ **20-3146-1** – 1016 mm (40 in.) Ramp Extension Kit (for extremely low-clearance vehicles or high-floor-slopes)

L451 plan view



L451 and L454 elevation view



Because of continuing technological advances, specifications, models and options are subject to change without notice.



The Hunter L451 and L454 Lifts have been certified under the program conducted by Automotive Lift Institute (ALI) to comply with Safety Standard ANSI/ALI ALCTV and Electrical Standard UL 201.

# Extended-length lifts

	L451L-IS	L454L-IS	L451L-PS	L454L-PS
Open-front accessibility	✓		✓	
Fully Integrated Alignment	✓	✓		
Inflation Station	✓	✓		
PowerSlide® slippates	✓	✓	✓	✓

## Specifications

<b>Max. vehicle weight</b>	8164 kg (18,000 lbs.)
<b>Max. wheelbase</b>	
General service	5766 mm (227 in.)
Two-wheel alignment*	5360 mm (211 in.)
Four-wheel alignment	4013 mm (158 in.)
<b>Min. four-wheel alignment</b>	2235 mm (88 in.)
<b>Max. lifting height</b>	1905 mm (75 in.)
<b>Alignment height</b>	Any of 16 lock positions
<b>Minimum height</b>	222 mm (8.75 in.)
<b>Overall height</b>	2489 mm (98 in.)
<b>Tread width</b>	
Min. inside	1016 mm (40 in.)
Max. outside	2337 mm (92 in.)
<b>Air</b>	6.2-10.3 bar (90-150 psi)**
* Long wheelbase vehicles may require jacking compensation	
** 8.6 bar (125 psi) required for full jack capacity	

Add one of the following suffixes to the desired model number listed above (ex. L451L-435E):

Suffix	Power Configuration
-215E	208/230V, 1PH, 50Hz
-216E	208/230V, 1PH, 60Hz
-435E	208/230/400/460V, 3PH, 50Hz

## Standard and optional equipment

Identical to L451 and L454 Lift Racks.



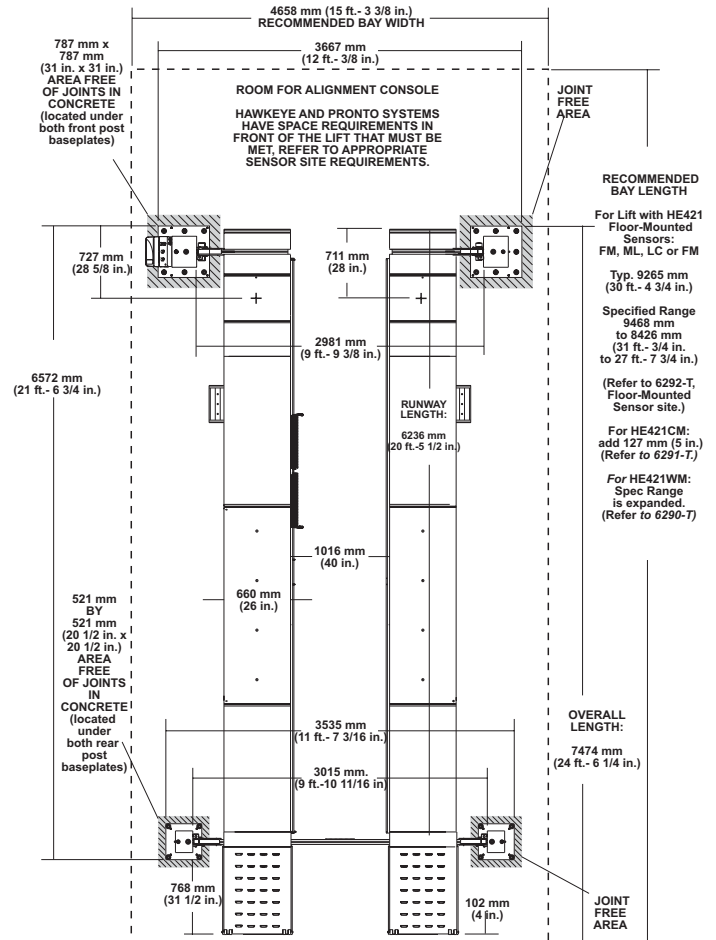
Be sure to check out other Hunter literature for more quality products from Hunter Engineering.

Because of continuing technological advances, specifications, models and options are subject to change without notice.

0521CH

Copyright © 2021, Hunter Engineering Company

## L451L plan view\*\*\*



\*\*\* See previous page for elevation view

PowerSlide and WinAlign are registered trademarks of Hunter Engineering Company. The PowerSlide logo is a trademark of Hunter Engineering Company.



The Hunter L451L and L454L Lifts have been certified under the program conducted by Automotive Lift Institute (ALI) to comply with Safety Standard ANSI/ALI ALCTV and Electrical Standard UL 201.

# HUNTER Engineering Company

[www.hunter.com](http://www.hunter.com)

11250 Hunter Drive, Bridgeton, MO 63044, USA  
Tel: 1-314-731-3020, Fax: 1-314-731-0132  
Email: [international@hunter.com](mailto:international@hunter.com)

Form RB06020-05, 05/21  
Supersedes form 6020-TE-05, 10/18